

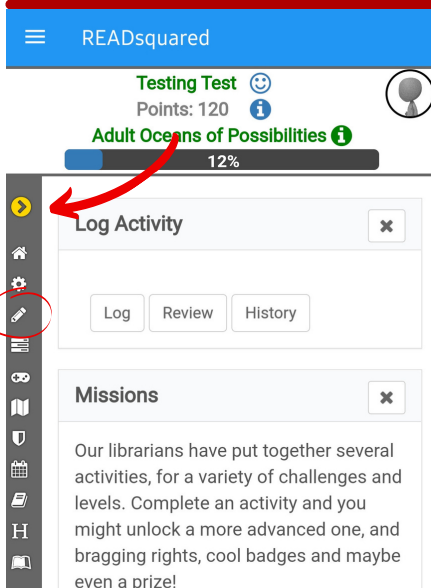
The Wrap-up

Unlike our previous programs you can continue to log your books even after the program ends! The prizes end after the program ends, but you can use R2 as a log for your history of books. This also means that when you come back to a program, you don't have to recreate a new profile.

R2 is new for all of us and we are happy to help answer your questions, reset your information, or just help walk you through getting started! Please call us at 785-238-4311 or email jclibrary@jclib.org with any R2 questions.



There's an APP for that!



Using the app is going to be a lot like the computer, but the buttons will just be pictures instead.

On the left is R2 using the App. It looks slightly different from the web version.

If you click the yellow button, it will extend the sidebar to show you what each symbol means.

The circled pencil is the 'log' tab, select that and your app will look like the example listed, from there you select log again and enter in your book.

Reading Online Participation Guide



(785) 238-4311
230 West Seventh Street
Junction City, KS 66441
email: jclibrary@jclib.org



Welcome to the new online tracking program!

This year, the library will be using a new online tracking program to help with our summer and winter reading programs as well as the young people's reading challenges throughout the year. READsquared is user-friendly and will allow easy logging for multiple family members, which is great for those families who have multiple kids participating at once! READsquared (R2) has a lot of bells and whistles to encourage you along the way.

We hope this booklet is helpful in getting you started with online tracking. If you have any questions or would like help setting up your online account, please give us a call at 785-238-4311 or email jclibrary@jclib.org. We'd be happy to help!



Get Started!

Start your reading journey on the website listed below!

<https://jclib.readsquared.com>

Don't have an account? **Register now**
Did you forget your password? **Get it by email**

Click the 'Register now' button
Select "Myself Only" or
"Myself and Other Readers"

Register

Start Over

Who would you like to register?

Myself Only

Myself + Other Readers

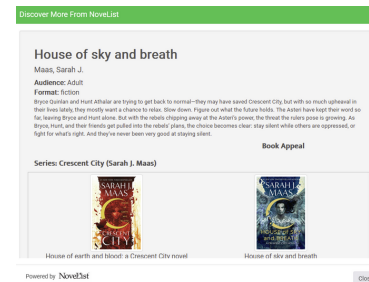
A Group or Class

Extra, Extra!



Badges: R2 uses a point system, and those points add up to earning badges! Badges can have specific rules to reach them, such as log 4 hours of reading to earn a badge, but some you get simply for signing up! The goal of having badges is to keep you motivated to keep going!

Wish lists: This is for all of us that have a "To Be Read" list a mile long! You can add those books to this wish list, so when you are at a loss for what to read next, the wish list is right there with titles you want to read.



Novelist: Novelist is linked through R2, so when you are done reading, but want another book that is similar, you can go to your log and click "discover more like this" next to your book and it will bring up Novelist.

Good reads: Goodreads is linked as well, so if you have a list of books already started on there, you can just as easily access it through R2.

Games: R2 strives to keep the attention on reading, that being said, its not the only thing that it does to draw attention, such as adding games for readers to play between books.

Missions: Missions are optional activities that we encourage you to take part in, but they aren't required. When you complete a mission you can earn either a badge or points.

Points: R2 uses points as a currency system, earn points by logging your activities on R2.

How to Log Continued!

Log Activity

Book ISBN

Book Title

+ Add Book Review

Scan ISBN Code
Author

Select the readers who participated
* (if name not available, you cannot log the selected activity for the reader)

Select All

Berry Lemon
Adult Oceans of Possibilities

Cherry Lemon
Children's Oceans of Possibilities

Strawberry Lemon
Pre-K Oceans of Possibilities

In the image above, you can see that Cherry's name is green and selected, this means when you log the title it will add it to just Cherry's account. If you have multiple children on your account in the same program you will be able to select more than one for ease in logging. The other accounts are grey and have a 'do not' sign on them, meaning the program they are in doesn't allow for the same type of logging as the type selected, in this case it means books vs minutes.

Pictured to the right is 'logging history' and as you can see you can change from each reader attached to look through what's been recorded.



Logging History

Choose The Reader:

Change

Reading Reviews Other Prizes Print

60 Total Points

Reading by Berry Lemon

03/30/2022
House Of Sky And Breath Sarah J Maas
(60 Minutes)

Discover More Like This

Let's Get Registered!

Myself and Others:

If you are an adult interested in signing up, enter your information, and you will become the primary on the account. Select the "19+" for your age, and the "Adult program". Fill in all the required boxes, including a username and password, since you are the primary this will be what you use to sign in for access to your account and any linked reader accounts.

Register Start Over

Primary Account Information
Additional reader accounts can be created after completing your registration

How old are you? *

< Go Back Continue >

Primary Account Information
Additional reader accounts can be created after completing your registration

Program: Adult Oceans of Possibilities

First Name *

Last Name *

Email *

Username *

Password *

Confirm Password *

Once you are done with your registration, you can add other readers, such as children. Select the age, and the program best associated with their age group. Add their information. If other readers want access to their account, they can have a separate username and password, but it's not required. For example, if a teenager wants the ability to log their own material but they are linked to their family account.

Let's Get Registered, Continued:

Register

Additional Reader #2

After registering this reader you will have the option to register another reader or not.

Program: Children's Oceans of Possibilities

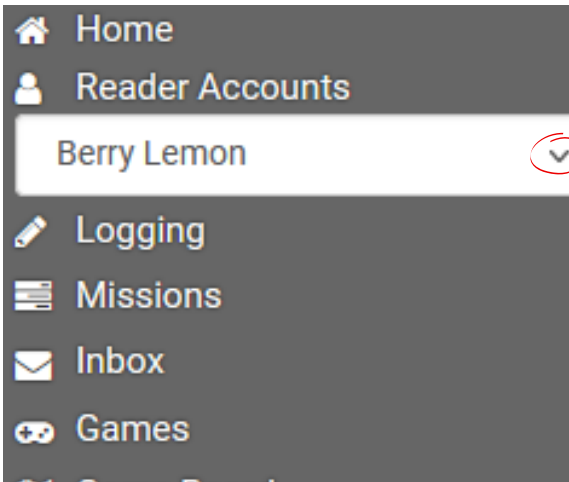
First Name *

Last Name *

Email *

Username and password are not required.

Keep adding readers with the "add reader button". Once finished, select "Done adding readers" The site will take you to the adult registered, from there you can explore your profile.



To get to one of your linked Readers, on the left hand side, you will see "home", and below "reader accounts". There is a drop down arrow to the right of your name, clicking that will allow you to swap to a different reader account.

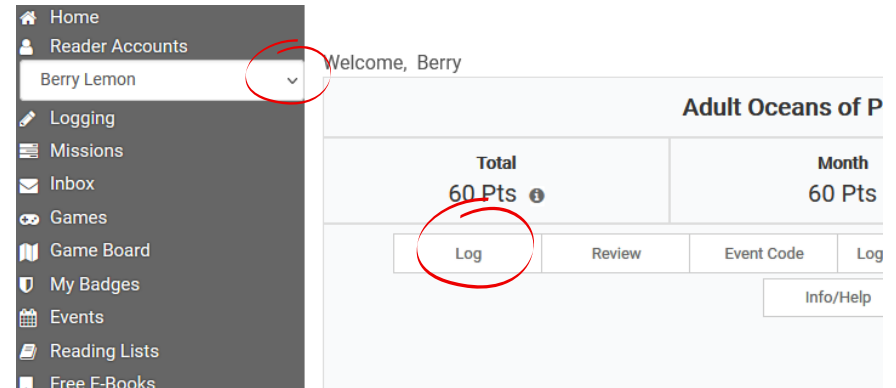
Myself:

When you are registering yourself, all you have to do is select your age and the program you are joining.

You will need to make a username and password for your account, which also includes having an email attached.

If you are registering a child by themselves, you can create a username and password for them. This log in information can be something the child will remember, or best case, you will remember when it's time to log books they have read!

How to log books!



Logging is easy once you have your account set up! On the left hand side there is a "Logging" button, click that and it takes you to another page with "Log activity" as the header. Select "Log" to enter in your material.

Once you select log, it will ask if you are recording books or minutes, select the one you are recording for. For example, adult programs require you to log books whereas a children's program may ask you to log minutes read. You can add both the title and the author when logging, but only the title is required. When it comes to logging material, all that is required will have a red asterisks (*) next to it.

I want to log:

Books

Minutes

If you add both the title and author of the book, R2 adds a visual element of your reading log. This is another fun way to keep track, visually, of your progress.